
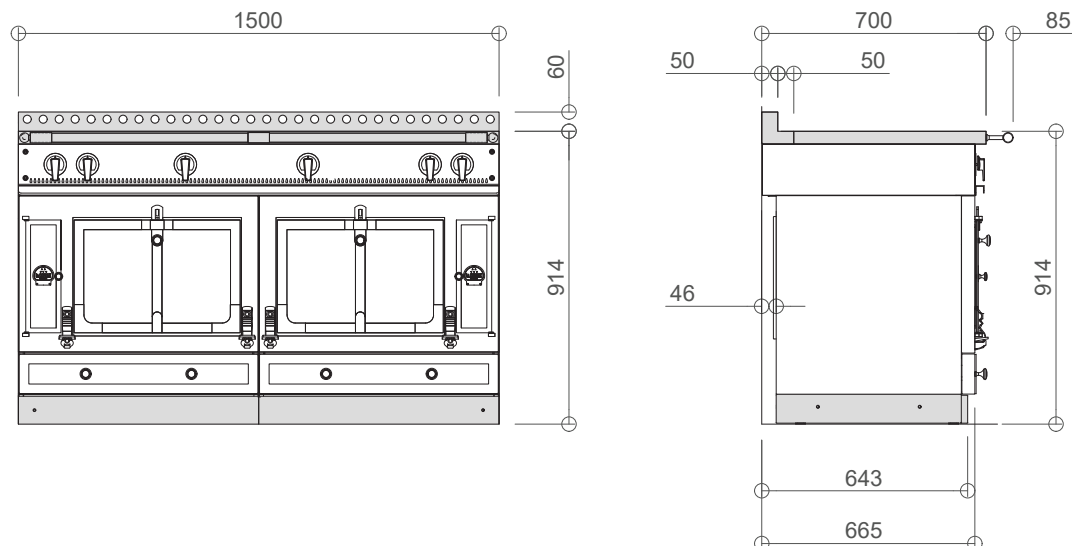


150: G45



The Chateau 150 is the most popular Chateau range, a perfect balance of symmetry, design and function. With two standard vaulted ovens, one gas and one electric, the nearly 60" unit offers nine rangetop configurations to meet any culinary need. Inquire as well about the 53" Chateau 135, which includes a large vaulted oven (gas or electric) and a warming oven.



SPECIFICATIONS

CHÂTEAU 150: G45 & G44

1500 W x 700 D x 914 H (mm)
59.1 W x 27.6 D x 36 H (inches)
Approx. 620 lb. uncrated, 1230 lb. crated
Choice of 9 top configurations

TRADITIONAL CHÂTEAU COOKTOP CONFIGURATION RANGES INCLUDE:

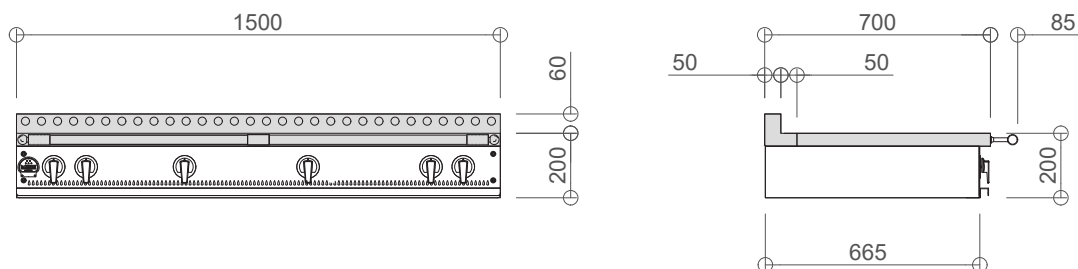
- 1 Vaulted Gas Oven with Electric Broiler (left)
- 1 Vaulted Electric Oven with Electric Broiler (right)

ALL INDUCTION CHÂTEAU COOKTOP CONFIGURATION RANGE INCLUDES:

- 2 Vaulted Electric Ovens with Electric Broilers

CHÂTEAU RANGETOP 150: T45

1500 W x 700 D x 200 H (mm)
59.1 W x 27.6 D x 7.9 H (inches)
Approx. 220 lb. uncrated, 350 lb. crated
Choice of 9 top configurations



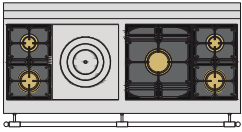
LE CHÂTEAU OPTIONS

Enamel and Metal Body Options: Chateau ranges are available in a variety of 50 enamel or metal body finishes, and can also be customized in a one-of-a-kind color. Prices may vary depending on colors selected.

Trim Options: Polished Brass, Brushed Brass, Brushed Stainless Steel, Brushed Nickel, Polished Chrome, Polished Copper, Matte Black, Matte Bronze, Brushed Copper and Polished Stainless Steel. Prices may vary depending on trims selected.

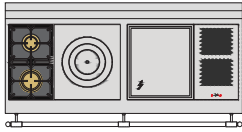
150: G45

RANGETOP CONFIGURATIONS



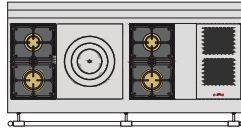
150 US K1

2 gas burners (small burner at the back)
1 Plaque "French Top" (large)
1 maxi burner
2 gas burners (small burner at the back)



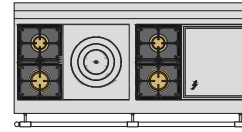
150 US K2*

2 gas burners (small burner at the back)
1 Plaque "French Top" (large)
1 large electric Teppan-Yaki
2 induction plates



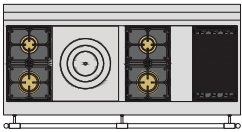
150 US K3*

2 gas burners (small burner at the back)
1 Plaque "French Top" (large)
2 gas burners (small burner at the back)
2 induction plates



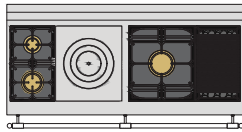
150 US K4

2 gas burners (small burner at the back)
1 Plaque "French Top" (large)
2 gas burners (small burner at the back)
1 large electric Teppan-Yaki



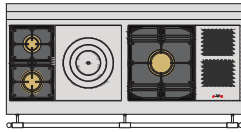
150 US K5

2 gas burners (small burner at the back)
1 Plaque "French Top" (large)
2 gas burners (small burner at the back)
1 gas lava-rock grill



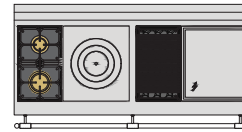
150 US K6

2 gas burners (small burner at the back)
1 Plaque "French Top" (large)
1 maxi burner
1 gas lava-rock grill



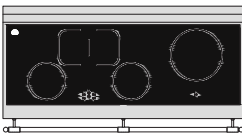
150 US KM*

2 gas burners (small burner at the back)
1 Plaque "French Top" (large)
1 maxi burner
2 induction plates



150 US KH

2 gas burners (small burner at the back)
1 Plaque "French Top" (large)
1 gas lava-rock grill
1 large electric Teppan-Yaki



150 US KI

Full Induction 150 Plate includes:
2 rectangular burners - both burners can be bridged together
2 circular burners
1 large circular burner

* Teppanyaki and Induction elements incurs an upcharge per element